




Flameshield FS60T Fire Shutter

- ✓ BS EN 1634-1
- ✓ BS EN 16034:2014
- ✓ Classification Report – WF422883
- ✓ EXAP to BS 15269-10 - WF422881
- ✓ BS EN 13241 – 2812-CPR-RA5009
- ✓ Masonry and Steel Structure Tested. - WF421378
- ✓ Timber Structure Tested - WF421972
- ✓ CE Marked


Structure
Flexible (Timber) ✓
Rigid (Masonry, Steel, Concrete) ✓

Structure	
Flexible (Timber)	✓
Rigid (Masonry, Steel, Concrete)	✓

Our Flameshield FS60T, certified for both rigid and flexible apertures, provides fire protection and compartmentation for various types of applications. Fire shutters are essential for ensuring the safety of occupants and limiting the spread of fire damage to a building in the event of a fire emergency. Our Flameshield FS60T fire shutters are CE Marked, constructed in line with fire testing to BS EN 1634-1 and in full compliance with BS EN 16034:2014.

The Flameshield FS60T Fire Shutter can be operated by key switch via a single phase internal tubular motor. Made from interconnecting 76mm galvanised steel scrolled lath, mild steel box housing, galvanised steel guide rails, end plates and T section bottom rail. It is designed for both face fix and reveal fix installation. All visible steel work can be polyester powder coated to any RAL or BS colour.

Upon receipt of a fire signal the Flameshield FS60T will commence a controlled descent, 2-stage closing can be provided via use of an audio-visual panel. This shutter can also be provided with a manual override/crank handle to operate the product on loss of power.



Sizes

	Minimum (mm)	Maximum (mm)
Width	590mm	5000
Height	500mm	5800*

Minimum and maximum sizes dependant on specification will vary according to integrity rating, please contact our team to check for confirmation.



Key Features

- | | |
|---------------------------------------|--|
| ✓ Bespoke sizes | ✓ Easy to Fit |
| ✓ Discreet design | ✓ Variable hood configurations |
| ✓ Symmetrical design of guide offsets | ✓ Fixing kits Supplied as Standard |
| ✓ Can be used as a standard shutter | ✓ Bespoke colours available on request |








Fire Shutter Specifications

- Curtains are constructed from 76mm curved steel scroll laths, 20 or 22mm gauge, interlocked with steel end locks and galvanized "T" section bottom rail.
- The curtain, guides and angles are galvanized, angles, barrel and end plates are painted.
- Tube Motor with optional override handle which can be used to open and close the shutter in the event of power failure.



Additional Extras

- RAL or British Stand polyester powder coating finish.
- Audio Visual Panels (FCP-01 or FCP03).
- Range of different push buttons.
- Repeater (Slave) panel or Sounder Beacons
- Emergency manual override facility.

<p>1 Technical Drawings</p>	<p>2 Hood</p>
<p>Full technical CAD drawings available</p>	<p>Formed from 20swg steel sheet, with the top leg slotted for expansion. Dependent on the fire rating of the shutter (1HR, 2HR and 4HR) and the size of the opening.</p>
<p>3 End Plates</p>	<p>4 Guides</p>
<p>The endplates are fixed to a steel fixing angle which spans the full height of the shutter, which in turn is fixed back to the wall construction. Accordingly, the angles are slotted for expansion with an anchor point located at the bottom of the angle.</p> <p>5 Barrel</p> <p>Fire shutter barrels are manufactured from mild steel tube, tube size dependent on the overall size of the unit and deflection calculated to conform to British Standards.</p> <p>When the shutter is retracted the armature shall be isolated from the supply and the shutter shall be locked in position with the electromagnetic brake. This ensures the motor armature is not damaged and the retracted position is maintained without drift.</p> <p>The shutter shall move to the operational position. In the event of a mains power failure backup power shall be provided by the inbuilt secondary power source, the shutter shall remain in the retracted position and continue to monitor the alarm and system inputs. If signalled to operate during this period, the shutter shall operate as normal.</p>	<p>Vary from 50mm straight channel galvanized guide mounted on 75mm x 50mm mild steel angle (minimum). For shutters of increased width, we allow for expansion and the depth of each guide rail shall be increased dependent on the shutter width.</p> <p>6 Release Mechanisms</p> <p>Fire relay linked to the fire alarm to allow closure from a fire alarm signal comes complete with a battery backup (Mandatory). The fire relay and battery backup are tested as part of the Ability to Release and Durability tests.</p> <p>Alternatively, Audio Visuals Panels are available, again to be linked to the fire alarm, this unit offers the facility of a timed delay, these flash and sound to warn that the fire shutter is closing.</p>
<p> Warranty</p> <p>Industry standard 12 months parts and labour warranty. Excludes damage and misuse by others.</p>	<p> Maintenance</p> <p>There is a requirement under The Regulatory Reform (Fire Safety) Order 2005 for companies to ensure fire safety equipment is maintained and a record kept.</p> <ul style="list-style-type: none"> • Weekly: Check all the system for correct operation • 6 Months: Inspections and test of the systems by a competent engineer • Annually: Full inspections and testing adjustment, lubrication, repair, and cleaning' of the systems by a competent engineer.
<p>Components</p>	
	<p>Solid aluminium die-cast key switch with mechanical security locking.</p> <p>Product details: robust metal housing, timeless design, protection class IP54, anti-burglar by mechanical security locking</p>
	<p>Sequential operation mode (OPEN-STOP-CLOSE-STOP) or Individual button control (UP, STOP, DOWN).</p> <p>Flashing light to show the door is operating or constant courtesy light (On-time same as Run Time Length)</p> <p>Programmable run timer 5 - 100 sec's</p> <p>Connection for additional Safety Brake</p> <p>Dead-man operation in both directions or Impulse open/deadman close control</p> <p>For use on tubular motors up to 150NM</p> <p>DIP switch available to reverse the direction of the motor without the need to rewire the unit.</p>
	<p>Smart UPS 1000VA 3x UK Plug, 3 x IEC, RJ45 x 2, USB LED Display.</p> <p>Built in AVR, DC Cold Start, Audible Alarm, USB Connectivity, Intelligent CPU Control, Wide Input Range, Software Monitoring, Compatible with generators, Strong EMI compatibility, no EMI to load, Protection against Surge, Over / Under Voltage.</p>